

# FSB 26 Fire-Safe High Pressure Mounting Pad 2-Piece

## Ball Valve

1/4" – 2" (DN8 – DN50)  
6000 psi (414 bar)



FIRE-SAFE



ANTI-STATIC



2014/68/EU



SAFETY

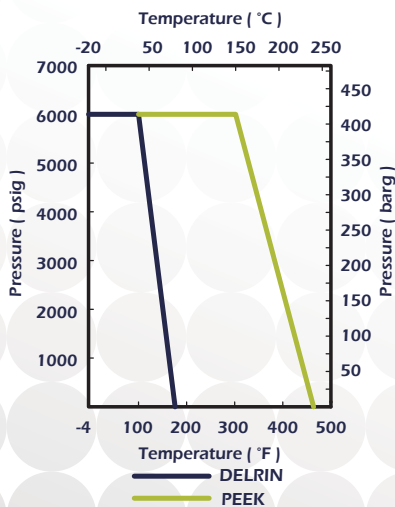
# Heavier, Thicker, and Stronger!

DIE ERSTE's Series FSB 26 ball valves offers rugged and strong flow solution for hydraulic, chemical, steam, and oil/gas applications. Series FSB 26 is fire-safe tested for high pressure up to 6000psi (Class 2500). It is equipped with fire-safe design package and mounting pad design. Customers are often amazed by the extra weight of FSB 26 Fire-Safe Ball Valve, comparing with other conventional 2-pc ball valves. To maintain smooth valve operation and leakage-free condition, Series FSB 26 is constructed with thick body wall and ultra-strong parts to against high pressure usage.

The fire-safe design package includes: fire-safe lip, anti-static device, and sealing parts. The fire-safe lip is machined perfectly to fit the valve ball, so that in the case of fire and the ball seat has been decomposed, the fire-safe lip come into contact with the ball. Eventually, a new metal-to-metal seal is formed. The new seal ensure the continuous valve operation after the event of fire. Anti-static device is used to discharge electric charges built up by valve operation. With small metal ball and spring inserted on the stem, the charges are grounded and prevent sparks caused electric charges. In Series FSB 26, instead of using PTFE for the sealing elements, graphite is used to prevent high heat condition. For other sealing material and special applications, please consult with DIE ERSTE representatives.

Series FSB 26 ball valves are also equipped with standard blowout-proof stem design gives a safer valve use environment when undergo unexpected events. The stem is inserted from inside of the bore, and locked from above with gland nut, to prevent stem shooting out during accidents. Also, the double-D shape stem design provides the easiness of lever mounting. The self-adjusting stem and packing assembly automatically adjusts with valve changes caused by thermal effects.

## Valve Body Rating with Seat Material Plot:



This table express Seat material resistance as declared by the original manufacturers. The values are to be considered with other parameters such as size, seat design and temperature limitations as governed by relevant standards such as ASME B16.34 or EN-12516.

## CE marking

The whole series of ball valves are approved according to European Directive 2014/68/EU.

## ISO 5211 Mounting Pad

The Series FSB 26 ball valves are constructed with ISO 5211-complied mounting pads, which provide possibilities of actuators.

## Blowout-Proof Design

The stem is installed from the bottom-entry direction instead of top-bottom. This prevents stem to shoot out during unexpected accident, and further provides a safer valve using environment. This design is widely used in DIE ERSTE's ball valves.

## Pressure Rating

6000 psi (414 bar) WOG

150 psi (10 bar) with saturated steam

## Temperature Range

- -4°F to 176°F (-20°C to 80°C) with DELRIN® seat
- -4°F to 464°F (-20°C to 240°C) with PEEK™ seat

## End Connection

Female pipe thread that meets NPT, DIN 259/2999, and BS21 regulations. For butt-weld, socket-weld, and other end connection options, please contact with our sales representatives

## Body Material

ASTM CF8M, CF8, WCB

(DIN 1.4408, 1.4308, 1.0619)

## Size Range

1/4" ~ 1 1/2" (DN8~DN40): Full Port

2" (DN50): Reduced Port

## Standards and Specifications

Valve body and end cap connections are high quality investment cast. Both stainless steel material and carbon steel are solution annealed and normalized to ensure the highest quality. Valve stem is blow-out proof for maximum safety. All valves are factory tested to API 598 and MSS SP-72. API 607 Fire-Safe Test have been certified and approved.

## Certifications of Series FSB 26



API 607 Fire Test for Soft Seated Quarter Turn Valves



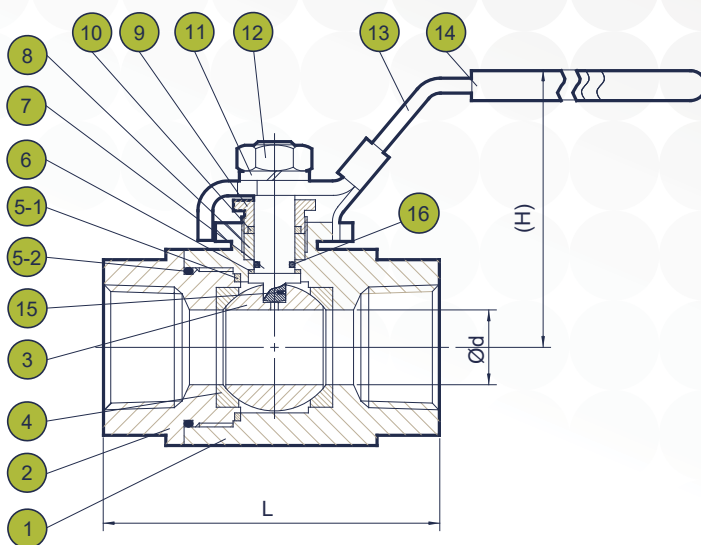
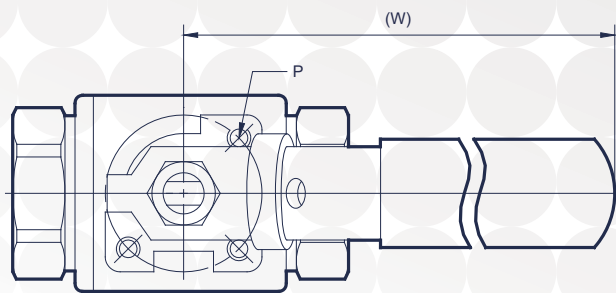
Canadian Registration Number



ATEX Directive 2014/34/EU Explosive Prevention



SIL3 Capable Please inquire



| NO  | PART NAME           | MATERIAL                 |
|-----|---------------------|--------------------------|
| 1   | BODY                | CF8M / WCB               |
| 2   | CAP                 | CF8M / WCB               |
| 3   | BALL                | CF8M / CF8               |
| 4   | BALL SEAT           | DELRIN / PEEK            |
| 5-1 | BODY SEAL           | GRAPHITE                 |
| 5-2 |                     | VITON                    |
| 6-1 | THRUST WASHER       | PTFE                     |
| 6-2 |                     | GRAPHITE                 |
| 7   | STEM                | ASTM A276 316 / 304      |
| 8   | STEM PACKING        | GRAPHITE                 |
| 9   | GLAND               | SS304                    |
| 10  | UPPER THRUST WASHER | PTFE                     |
| 11  | HANDLE WASHER       | SS304                    |
| 12  | HANDLE NUT          | SS304                    |
| 13  | HANDLE              | SS304 / ZINC PLATE STEEL |
| 14  | HANDLE SLEEVE       | VINYL                    |
| 15  | ANTI-STATIC DEVICE  | SS316                    |
| 16  | O-RING              | VITON                    |

#### Dimensions inch/mm

| SIZE<br>inch<br>DN | d            | L           | H           | W            | P  | ISO<br>5211 | Weight<br>lbs<br>Kg |
|--------------------|--------------|-------------|-------------|--------------|----|-------------|---------------------|
| 1/4"<br>8          | 0.45<br>11.4 | 2.99<br>76  | 2.36<br>60  | 5.04<br>128  | M5 | F03         | 1.32<br>0.6         |
| 3/8"<br>10         | 0.5<br>12.7  | 2.99<br>76  | 2.36<br>60  | 5.04<br>128  | M5 | F03         | 1.98<br>0.9         |
| 1/2"<br>15         | 0.5<br>12.7  | 4.02<br>102 | 2.36<br>60  | 5.04<br>128  | M5 | F03         | 1.98<br>0.9         |
| 3/4"<br>20         | 0.75<br>19.1 | 4.25<br>108 | 2.68<br>68  | 5.91<br>150  | M5 | F04         | 3.31<br>1.50        |
| 1"<br>25           | 1<br>25.4    | 4.49<br>114 | 3.15<br>80  | 7.09<br>180  | M6 | F05         | 5.51<br>2.5         |
| 1 1/4"<br>32       | 1.26<br>32   | 4.88<br>124 | 4.49<br>114 | 10.04<br>255 | M8 | F07         | 9.48<br>4.3         |
| 1 1/2"<br>40       | 1.5<br>38.1  | 5.24<br>133 | 4.88<br>124 | 10.04<br>255 | M8 | F07         | 13.23<br>6.0        |
| 2" *<br>50         | 1.5<br>38.1  | 6.26<br>159 | 4.88<br>124 | 10.04<br>255 | M8 | F07         | 16.53<br>7.5        |

\* 2" (DN50) in reduced bore

# Optional Accessories

## Automation Products

Series FSB 26 is equipped with mounting pad for actuator and automation purposes. Users are able to install actuator with appropriate size of bracket and spindle. Currently, DIE ERSTE offers VT series pneumatic actuator and JEXME electric actuator to accompany Series FSB 26 fire-safe ball valves.

## Locking Devices

The valve handle come with the locking device originally. By lifting the lock the valve handle is free to move; when the lock is dropped and fitted in the opening on the neck section, DIE ERSTE also offers extra key lock, in which the original locking devices will be kept in locking/unlocking position securely to prevent unexpected accident.

## Material Selections

DIE ERSTE offers several material options for ball seat and sealing parts. The standard ball seat is made of DELRIN, and PTFE is used for sealing parts. For fire-safe purposes, DELRIN or PEEK ball seat and graphite seals are used. For high pressure or high temperature applications, users should consult with DIE ERSTE representatives for appropriate material of the sealing parts to avoid future dangers.



## How to order

| VALVE TYPE | PORT | BODY MATERIAL | SEAT | TRIM | TYPE OF CONNECTION | PRESSURE RATING | SPECIAL REQUEST | SIZE OF CONNECTION | OTHERS |
|------------|------|---------------|------|------|--------------------|-----------------|-----------------|--------------------|--------|
| A          | B    | C             | D    | E    | F                  | G               | H               | I                  | J      |
|            |      |               |      |      |                    |                 |                 |                    |        |



Taiwan  
5F-1, No. 936,  
Wen-Xin Rd., Sec. 4,  
Taichung City 406, Taiwan  
T +886 (4) 2231 0059  
F +886 (4) 2236 0236

Shanghai  
Rm. 1803-A, No.  
678, Gu-Bei Rd.,  
Shanghai, China  
T +86 (21) 5777 3810  
F +86 (21) 5777 3819

DIE-ERSTE INDUSTRY CO., LTD.  
www.die-erste.com | sales@die-erste.com

Copyright © 2020 by DIE ERSTE INDUSTRY CO., LTD. Series FSB 26 V5.1

Due to continuous development of the products, DIE ERSTE reserves the right to alter the dimension and information contained in the document as required without notice. For specific performance data and proper material selection, please consult with your DIE ERSTE representatives.